

■ Warranty

Immediate repair and/or part replacement shall be provided for breakage/poor condition to be clearly considered as our responsibility and to be generated within one year after our delivery from our factory. And only if the claimed defect arose during normal use, applications and service.

Consumable parts and their replacement shall be out of our warranty.

However, the following cases shall not be warranted.

- (1) In case of operating with % ED rate exceeding the limit and very high frequency.
- (2) In case of operating with the load more than the rated load.
- (3) In case of modifying the products and/or accessories without our approval.
- (4) In case of operating under very severe conditions exceeding the conditions of their specifications.
- (5) In case of operating, neglecting Caution/Danger items mentioned in this operation manual.

Any damage for production down to be caused by saddle damage shall not be warranted.

We will not supply any parts that become inoperative because of improper maintenance, eccentric loading, overloading, chemical or abrasive action, excessive heat, or other abuse.

Equipment and accessories not of our manufacture are warranted only to the extent that they are warranted by the manufacturer, and only if the claimed defect arose during normal use, applications and service.

EXCEPT AS STATED HEREIN, WE MAKE NO OTHER WARRANTIES, EXPRESS OR IMPLIED, INCLUDING WARRANTIES OF MERCHANTABILITY AND FITNESS FOR A PARTICULAR PURPOSE.

“Normal use, applications and service”: Those conditions during which a electric hoist, other products, equipment or accessories is (are) being operated and is (are) performing functions within the scope of the original design.

Caution

- Do not use our electric hoist or other products in an explosive atmosphere or corrosive environment.
- Do not use our electric hoist or products for passenger elevator application.

Our products are exempted from the scope of guarantee if exported to other nations regulated by the PL law than Japan.



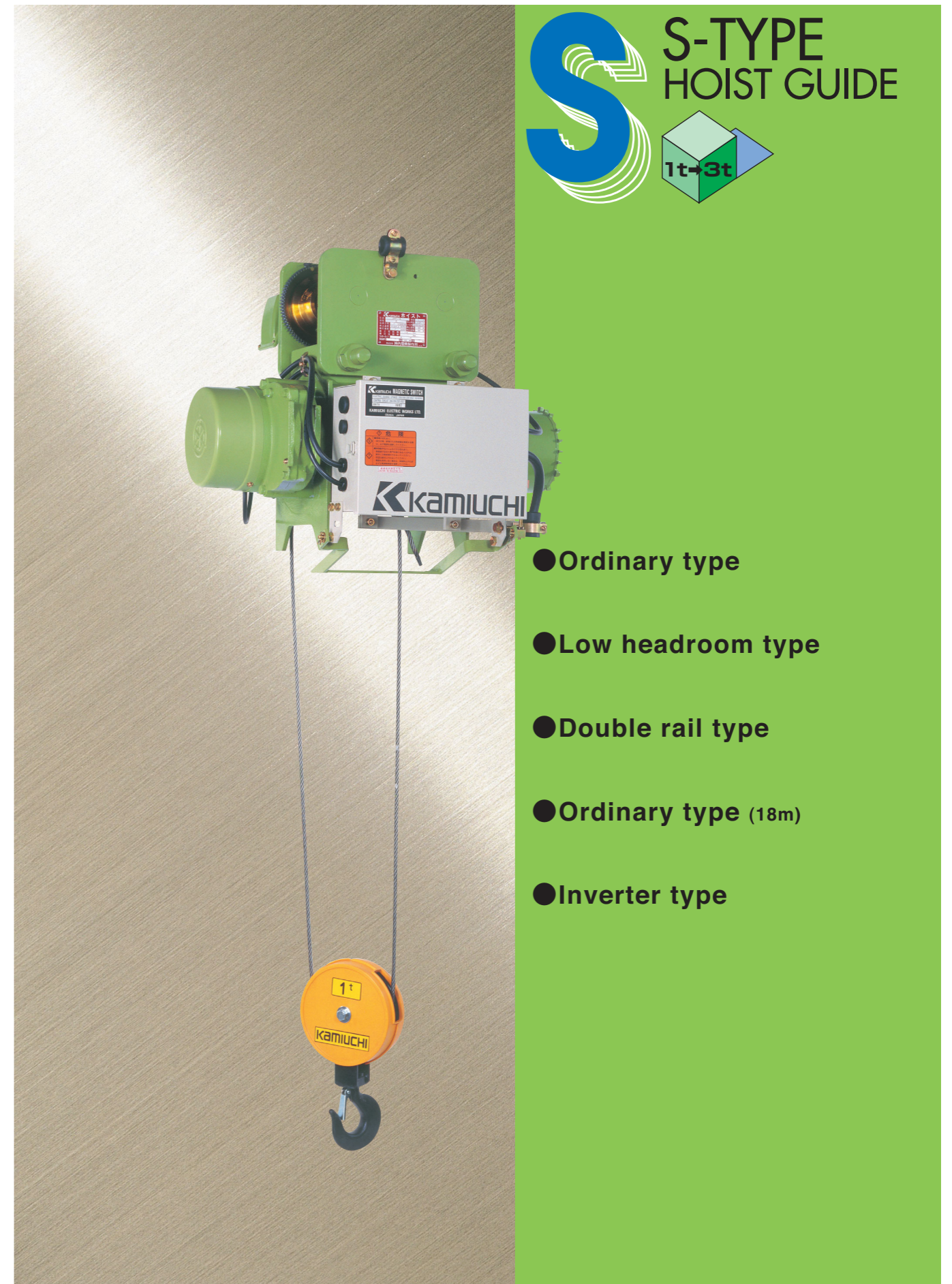
Advanced technology and dedicated service
KAMIUCHI ELECTRIC WORKS, LTD.

HEAD OFFICE
5-31, TAGAWA 2-CHOME, YODOGAWA-KU,
OSAKA 532-0027, JAPAN
TEL:06-6301-6751 FAX:06-6308-0389

TOKYO OFFICE
22-7 3F, HAMAMATSU-CHO 1-CHOME, MINATO-KU,
TOKYO 105-0013, JAPAN
TEL:03-6402-4525 FAX:03-6402-4526

AYABE FACTORY
ENSHO, 1, TAKATSU-CHO, AYABE-CITY, KYOTO 623-0045,
JAPAN TEL:0773-42-1270 FAX:0773-42-6551

URL <http://www.kamiuchi.co.jp/>
E-mail oshi@kamiuchi.co.jp (OSAKA OFFICE)
toshi@kamiuchi.co.jp (TOKYO OFFICE)



KAMIUCHI ELECTRIC WORKS, LTD.

APPLICATION OF CONSTRUCTION STANDARDS

Before selecting hoists, investigate operating and environmental conditions.

CHECK

1. [Capacity] How many tons is the lifting load ?
2. [Lifting] How many meters is the lifting height ?
3. [Operating conditions] ... Indoor or Outdoor ?
4. [Application] Up and Down, Up/Down and Left/Right, or Up/Down Plus East/West/South/North (Crane operation) ?
5. [Power supply] How many voltage and 50Hz or 60Hz ?

..... Rated load shows the maximum load which hoist can lift up.

Over load can not be admitted by the relative laws and regulation.

The most suitable normal load is 50-63% of the rated load for safety and long time operation.

..... Lifting height is the height to lift up the load.

Select the height at the time when the hook reached the ground.

It is regulated that more than two rounds of wire should remain on the drum at the lowest position.

SPECIAL OPERATING CONDITIONS

There would be case where the standard hoist can not be used according to operation and/or environmental conditions. KAMIUCHI have been manufacturing lots of special hoists in order to comply with wide requests from our customers. Pay attention to the following conditions.

1. Different voltage

Instruct voltage and frequency other than standard power supply 3 phase AC200V 50/60Hz and AC220V 60Hz.

2. Designation of control voltage

In case of different voltage and less than 200V, a transformer is to be required and so instruct it to us.

3. Operating environment

Indoor operation is a standard. In case of outdoor operation, the housing is necessary. Standard specification can be applied to small amount of dust. Special specifications are to be required for applications where acid and/or steam exist. No anti-explosive type is available.

4. Alteration of speed

In case both low or high speed is to be required, there is a case that the modification can be made with the same model or a case that the alteration of the model is necessary.

5. Lifting height (R type - K type)

In special high lifting head type of semi-standard type, the lifting height up to 45m is standardized. (In case of double rail type, up to 36m)

6. Stationary type

Stationary type, which can be used as winch, is manufactured separately.

CLASSIFICATION OF LIFTING DEVICE

Load rate	Total operating hour (Average daily operating hour)	Less than 800 (≤0.5)	More than 800 Less than 1600 (≤1)	More than 1600 Less than 3200 (≤2)	More than 3200 Less than 6300 (≤4)	More than 6300 Less than 12500 (≤8)	More than 12500 Less than 25000 (≤16)	More than 25000 (16<)
Light load	Normally less than 50% of rated load. Seldom at rated load.	A	A	A	B	C	D	E
Medium load	Normally more than 50% and less than 63% of rated load. Sometimes at rated load.	A	A	B	C	D	E	F
Heavy load	Normally more than 63% and less than 80%. Often at rated load.	A	B	C	D	E	F	F
Extra heavy load	Normally more than 80%. Mostly at rated load or nearly rated load.	B	C	D	E	F	F	F






APPLICATION EXAMPLE OF LIFTING DEVICE CLASS TO VARIOUS CRANE

CRANE TO BE APPLIED	CLASSIFICATION OF LIFTING DEVICE, ETC.
Crane for Electric power generating station use Crane for Disassembly and inspection use	A
Crane for Machine and Erection plant use	A
Crane for general plant	B - D
Overhead travelling crane (with bucket and with magnet)	D - F
General bridge type crane	B - C

HOIST CLASS, ED RATE AND STARTING FREQUENCY

TYPE	CLASS	ED RATIO (%ED)	STARTING FREQUENCY (Time/hour)
S	C	25	200

S-TYPE HOIST



Features

1. Compact design with small number of parts assures easy assembling, disassembling and maintenance.
2. Low headroom structure expands working space.
3. New hoisting mechanism with helical gear has reduced the noise.
4. Specially designed host-motor with less power consumption.
5. Magnetic contactor with mechanical interlock suits inching operation. Electrical interlock also prevents misuse safely.
6. Hook has punch marks showing the original distance of hook opening for the convenience of maintenance.
7. Small and light push-button switch of ABS resin (rainproof construction).

Safety device

- **Magnet brake**
Disc type DC magnet brake for both lifting and traversing. Waterproof brake disc needs almost no adjustment of the break.
- **Dual upper limit switch**
First step to cut operation circuit to stop lifting. Just in case of reverse phase operation, reverse winding or short circuit, second step (for emergency) cuts main circuit.

Standard Specification

Power source	Three-phase 200V 50/60Hz, 220V 60Hz, 380V 50Hz
Control	Pendant control unit for floor-operation
Rating	30 minute rating
Power supply method	Cable or trolley (collector is option)
Service temperature	From -5°C to +40°C
Protective structure	Dustproof type
Duty rating*	25%ED (JEM1393, Measuring methods for temperature rise of electric hoists at periodic duty rating)
Number of starts	200 starts per hour
Pertinent standards	JIS C 9620 (Electric Hoist) and Japanese Construction Codes for Crane
Paint color	Munsell 5GY5.5/6.5

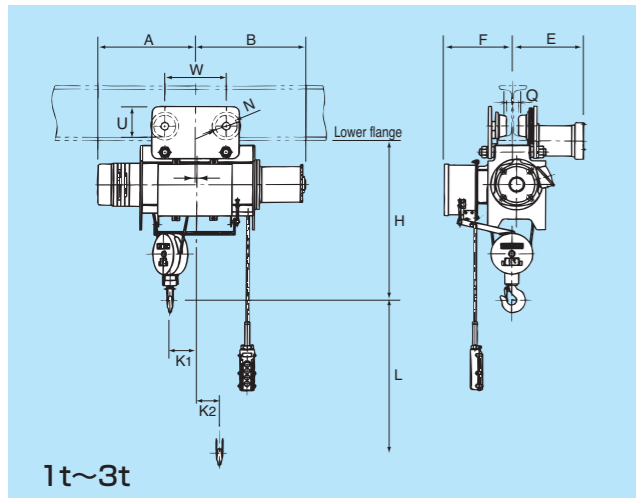
Monorail Size (I-beam)

Rated Load	Flange width (mm)	
	1t	100, 125**, 150, 175**
	2t	125**, 150, 175**
	3t	125**, 150, 175**

*Please make contact beforehand. If flange width is not specified, the rail in the **-mark width will be shipped.

Ordinary type

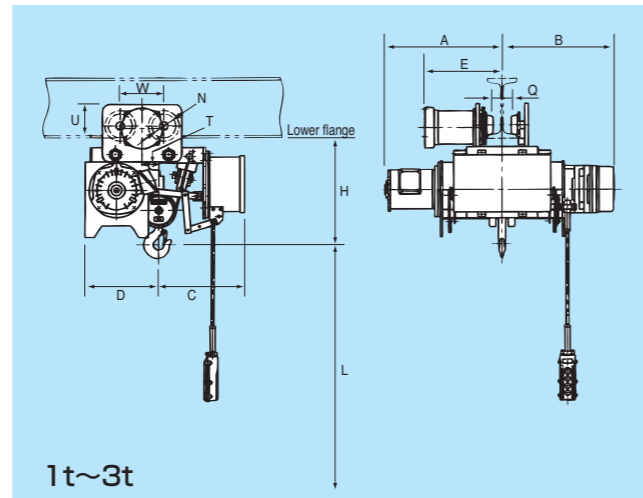
• Motor trolley hoist



1t~3t

Low headroom type

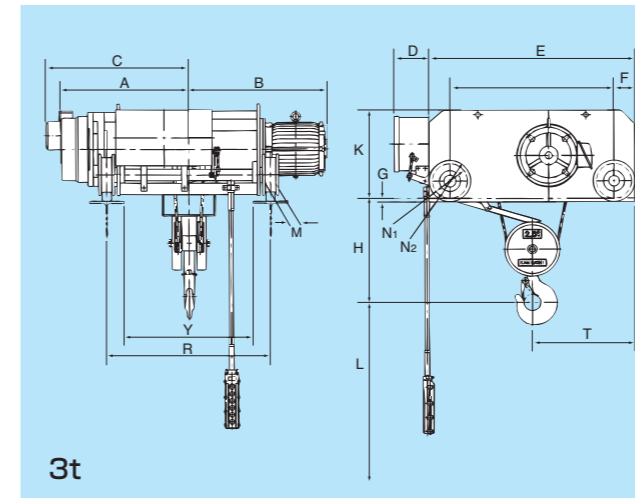
• Motor trolley hoist



1t~3t

Double rail type

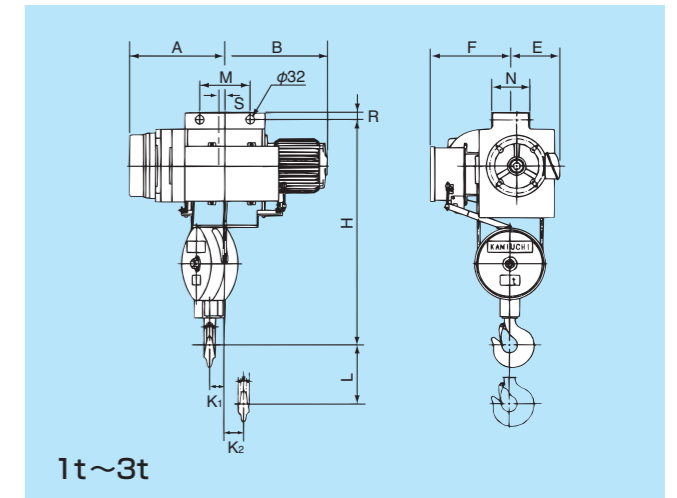
• Motor trolley hoist



3t

Ordinary type

• Suspended hoist



1t~3t

Specification

Rated Load		1t		2t		3t	
Model		SMT-1ANN	SMT-1AHNN	SMT-2ANN	SMT-2AHNN	SMT-3ANN	SMT-3AHNN
Lifting Height (m)		6	12	6	12	6	12
Hoist	Hoist Lifting Speed (m/s) (m/min)	50Hz	0.10 (6.0)	0.098 (5.9)	0.097 (5.8)		
		60Hz	0.12 (7.2)	0.12 (7.1)	0.12 (7.0)		
	Hoist Motor	kW	1.5	2.6	3.7		
		Pole	4				
Rated Current (A)	200V	50Hz	6.3	11.5	16		
		60Hz	7.0	12	17		
	220V	60Hz	6.3	11.5	16		
Trolley	Trolley Speed (m/s) (m/min)	50Hz	0.35 (21)				
		60Hz	0.42 (25)				
	Trolley Motor	kW	0.3				
		Pole	8				
Rated Current (A)	200V	50Hz	3.6				
		60Hz	3.0				
	220V	60Hz	3.0				
Wire Rope	Falls	2					
	Construction	6×37					
Approx. Dimensions (mm)	L	6000	12000	6000	12000	6000	12000
	H	750	750	930	930	1030	1030
	A	360	460	390	500	420	530
	B	390	510	440	570	470	620
	E	335	335	335	335	335	335
	F	320	320	330	330	350	350
	Q	50	50	50	50	50	50
	W	180	282	180	282	180	282
	U	140	140	140	140	140	140
	N	φ100	φ100	φ100	φ100	φ100	φ100
	K1	60	120	60	130	70	150
	K2	50	110	50	100	50	100
	S	0	10	0	15	0	20
	Approx. weight (kg)		150	180	230	270	300
Min. Radius		2mR	3mR	2mR	3mR	2mR	3mR
Standard I beam width (mm)		125		125		125	

※Dimensions E and Q vary with the rail width.

Specification

Rated Load		1t		2t		3t		
Model		SMT-1ALNN	SMT-1ALHNN	SMT-2ALNN	SMT-2ALHNN	SMT-3ALNN	SMT-3ALHNN	
Lifting Height (m)		7.8	12	6	9.8	7	11	
Hoist	Hoist Lifting Speed (m/s) (m/min)	50Hz	0.10 (6.0)	0.098 (5.9)	0.097 (5.8)			
		60Hz	0.12 (7.2)	0.12 (7.1)	0.12 (7.0)			
	Hoist Motor	kW	1.5	2.6	3.7			
		Pole	4					
Rated Current (A)	200V	50Hz	6.3	11.5	16			
		60Hz	7.0	12	17			
	220V	60Hz	6.3	11.5	16			
Trolley	Trolley Speed (m/s) (m/min)	50Hz	0.35 (21)					
		60Hz	0.42 (25)					
	Trolley Motor	kW	0.3					
		Pole	8					
Rated Current (A)	200V	50Hz	3.6					
		60Hz	3.0					
	220V	60Hz	3.0					
Wire Rope	Falls	4						
	Construction	6×W (19)		6×37				
Approx. Dimensions (mm)	L	7800	12000	6000	9800	7000	11000	
	H	450	450	550	550	650	650	
	A	500	610	560	670	600	720	
	B	470	580	510	630	550	670	
	E	335	335	335	335	335	335	
	Q	50	50	50	50	50	50	
	W	180	180	282	282	282	282	
	U	140	140	140	140	140	140	
	N	φ100	φ100	φ100	φ100	φ100	φ100	
	D	310	310	360	360	400	400	
	C	360	360	420	420	400	400	
	T	70	70	80	80	100	100	
	Approx. weight (kg)		190	220	300	350	380	460
	Min. Radius		2mR	2mR	3mR	3mR	3mR	3mR
Standard I beam width (mm)		125		125		125		

※Dimensions E and Q vary with the rail width.

Specification

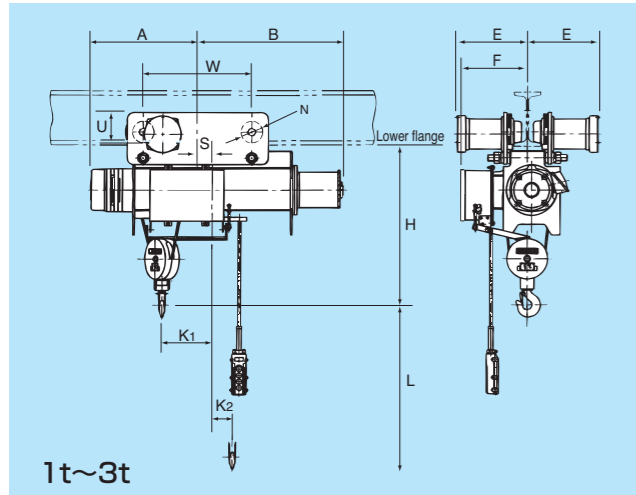
Rated Load		3t	
Model		SMT-3CDNN	SMT-3CDHNN
Lifting Height (m)		7	11
Hoist	Hoist Lifting Speed (m/s) (m/min)	50Hz	0.097 (5.8)
		60Hz	0.12 (7.0)
	Hoist Motor	kW	3.7
		Pole	4
Rated Current (A)	200V	50Hz	16
		60Hz	17
	220V	60Hz	16
Trolley	Trolley Speed (m/s) (m/min)	50Hz	0.35 (21)
		60Hz	0.42 (25)
	Trolley Motor	kW	0.4
		Pole	4
Rated Current (A)	200V	50Hz	2.35
		60Hz	2.05
	220V	60Hz	2.02
Wire Rope	Falls	4	
	Construction	6×37	
Approx. Dimensions (mm)	L	9	9
	H	7000	11000
	A	450	450
	B	550	670
	C	615	735
	Y	530	770
	R	700	950
	D	150	150
	E	880	880
	F	90	90
	W	700	700
	T	440	440
	K	380	380
	G	15	15
N1	φ150	φ150	
N2	φ178	φ178	
M	45	45	
Approx. weight (kg)		450	520

Specification

Rated Load		1t		2t		3t	
Model		SH-1AN	SH-1AHN	SH-2AN	SH-2AHN	SH-3AN	SH-3AHN
Lifting Height (m)		6	12	6	12	6	12
Hoist	Hoist Lifting Speed (m/s) (m/min)	50Hz	0.10 (6.0)	0.098 (5.9)	0.097 (5.8)		
		60Hz	0.12 (7.2)	0.12 (7.1)	0.12 (7.0)		
	Hoist Motor	kW	1.5	2.6	3.7		
		Pole	4				
Rated Current (A)	200V	50Hz	6.3	11.5	16		
		60Hz	7.0	12	17		
	220V	60Hz	6.3	11.5	16		
Trolley	Trolley Speed (m/s) (m/min)	50Hz	0.35 (21)				
		60Hz	0.42 (25)				
	Trolley Motor	kW	0.3				
		Pole	8				
Rated Current (A)	200V	50Hz	3.6				
		60Hz	3.0				
	220V	60Hz	3.0				
Wire Rope	Falls	2					
	Construction	6×37					
Approx. Dimensions (mm)	L	600	12000	6000	12000	6000	12000
	H	700	700	880	880	980	980
	A	360	460	390	500	420	530
	B	390	510	440	570	470	620
	E	195	195	190	190	215	215
	F	320	320	330	330	350	350
	M	220	280	220	280	220	280
	φ	32	32	32	32	32	32
	N	166	166	166	166	166	166
	K1	60	120	60	130	70	150
	K2	50	110	50	100	50	100
	R	33	33	33	33	33	33
	S	0	10	0	15	0	20
	Approx. weight (kg)		110	130	190	230	260

Ordinary type

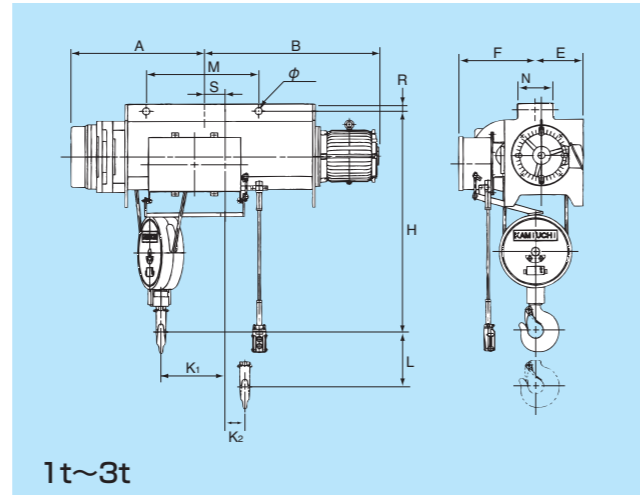
• Motor trolley hoist



1t~3t

Ordinary type

• Suspended hoist



1t~3t

● Specification



Rated Load		1t	2t	3t	
Model		SMT-1AHNN-18	SMT-2AHNN-18	SMT-3AHNN-18	
Lifting Height (m)		18	18	18	
Hoist	Hoist Lifting Speed (m/s) (m/min)	50Hz (6.0)	0.10 (5.9)	0.097 (5.8)	
		60Hz (7.2)	0.12 (7.1)	0.12 (7.0)	
	Hoist Motor	kW	1.5	2.6	3.7
		Pole	4		
Rated Current (A)	200V	50Hz	6.3	11.5	16
		60Hz	7.0	12	17
	220V	60Hz	6.3	11.5	16
Trolley	Trolley Speed (m/s) (m/min)	50Hz	0.35 (21)		
		60Hz	0.42 (25)		
	Trolley Motor	kW	2×0.3		
		Pole	8		
Rated Current (A)	200V	50Hz	2×3.6		
		60Hz	2×3.0		
	220V	60Hz	2×3.0		
Wire Rope	Falls	2			
	Construction	6×37			
Approx. Dimensions (mm)	L	18000	18000	18000	
	H	750	930	1030	
	A	495	550	590	
	B	675	740	800	
	E	335	335	335	
	F	—	330	350	
	Q	50	50	50	
	W	500	500	500	
	U	140	140	140	
	N	φ100	φ100	φ100	
	K1	230	240	260	
	K2	95	100	105	
S	70	75	80		
Approx. weight (kg)		240	340	440	
Min. Radius		7mR	7mR	7mR	
Standard I beam width (mm)		125	125	125	

※Dimensions E and Q vary with the rail width.


● Specification

Rated Load		1t	2t	3t	
Model		SH-1AHN-18	SH-2AHN-18	SH-3AHN-18	
Lifting Height (m)		18	18	18	
Hoist	Hoist Lifting Speed (m/s) (m/min)	50Hz (6.0)	0.10 (5.9)	0.097 (5.8)	
		60Hz (7.2)	0.12 (7.1)	0.12 (7.0)	
	Hoist Motor	kW	1.5	2.6	3.7
		Pole	4		
Rated Current (A)	200V	50Hz	6.3	11.5	16
		60Hz	7.0	12	17
	220V	60Hz	6.3	11.5	16
Trolley	Trolley Speed (m/s) (m/min)	50Hz	0.35 (21)		
		60Hz	0.42 (25)		
	Trolley Motor	kW	2×0.3		
		Pole	8		
Rated Current (A)	200V	50Hz	2×3.6		
		60Hz	2×3.0		
	220V	60Hz	2×3.0		
Wire Rope	Falls	2			
	Construction	6×37			
Approx. Dimensions (mm)	L	18000	18000	18000	
	H	700	880	980	
	A	495	550	590	
	B	675	740	800	
	E	195	190	215	
	F	320	330	350	
	M	500	500	500	
	φ	32	32	32	
	N	166	166	166	
	K1	230	240	260	
	K2	95	100	105	
	R	33	33	33	
S	70	75	80		
Approx. weight (kg)		155	255	355	

S-TYPE INVERTER HOIST



● Low headroom type



● Double rail type

■ Standard Specification

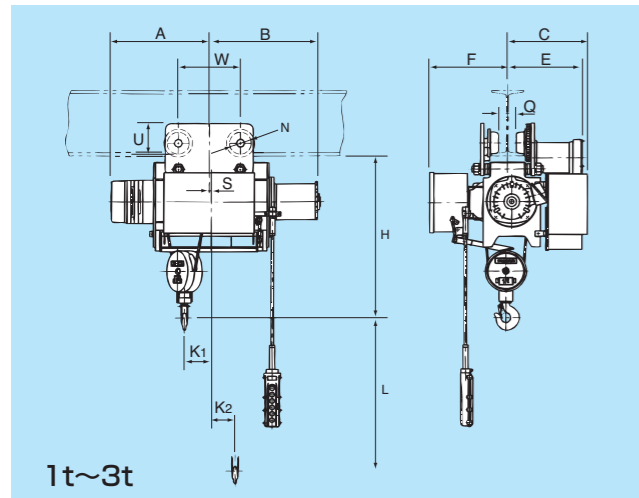
Power source	Three-phase 200V 50/60Hz, 220V 60Hz, 380V 50Hz
Control	Pendant control unit for floor-operation (two-step push-in method)
Rating	30 minute rating
Control method	Inverter drive
Power feeding method	Cable power feeding Hoist-up inverter can be supplied from trolley (tandem collector) However, momentary power failure of over 10 msec should not occur
Service temperature	From -5°C to +40°C
Humidity	90%RH (not to condense dew)
Atmosphere	Free from corrosive gas, low dust level
Protective structure	Dustproof type
Duty rating*	25%ED (JEM1393, Measuring methods for temperature rise of electric hoists at periodic duty rating)
Number of starts	200 starts per hour
Pertinent standards	JIS C 9620 (Electric Hoists) and Japanese Construction Codes for Crane
Paint color	Munsell 5GY5.5/6.5

■ Features

- Optimum speed can be selected.
Hoisting up and down speed can be set freely in a range of full to 1/10 speed. An optimum speed may be selected for painting or planting line, and the product is finished uniformly.
- Less shock on cargo.
Starting and stopping smoothly, shock on the cargo is less. Ideal for assembling precision die or carrying precision machines.
- Protective circuits are incorporated for safety assurance.
Multiple protective circuits are built in, and various failures can be detected and remedied. The panel comprises a digital operator to display the trouble, and maintenance can be done quickly.

Ordinary type

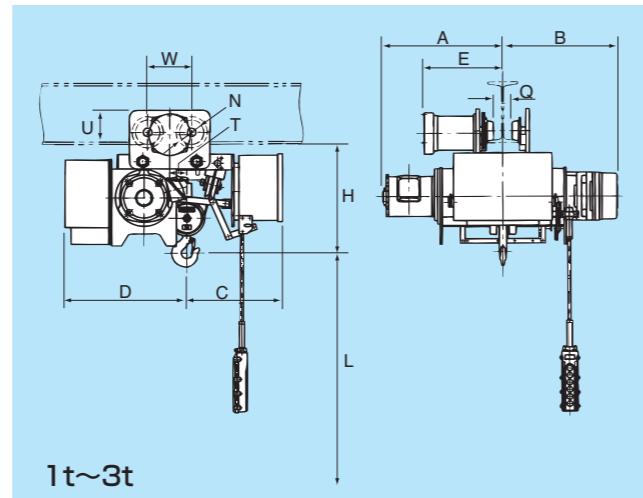
• Motor trolley hoist



1t~3t

Low headroom type

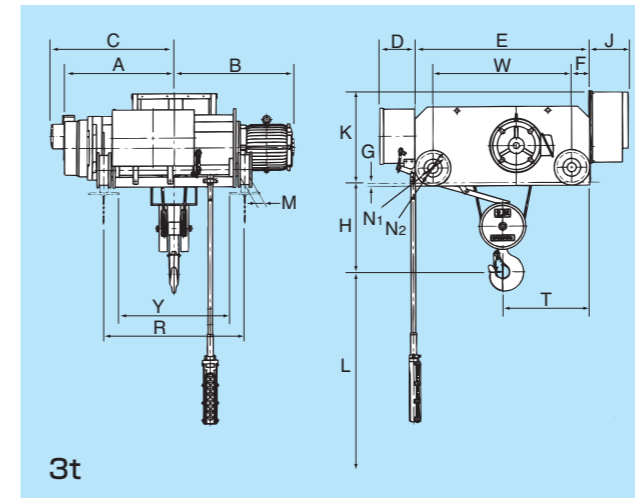
• Motor trolley hoist



1t~3t

Double rail type

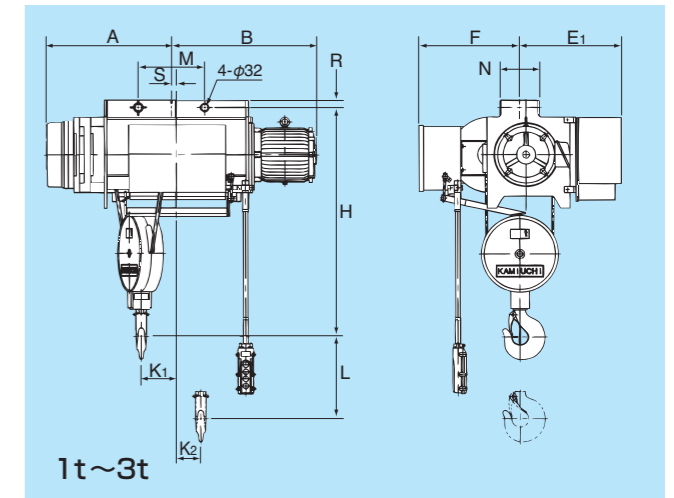
• Motor trolley hoist



3t

Ordinary type

• Suspended hoist



1t~3t

Specification

Rated Load		1t		2t		3t	
Model		SMT-1AVN	SMT-1AHVN	SMT-2AVN	SMT-2AHVN	SMT-3AVN	SMT-3AHVN
Lifting Height (m)		6	12	6	12	6	12
Hoist	Hoist Lifting Speed (m/s) (m/min)	0.013-0.12 (0.8-7.2)		0.013-0.12 (0.8-7.1)		0.013-0.12 (0.8-7.0)	
	Hoist Motor	kW		1.5		2.6	
		Pole		4		4	
Rated Current (A)		7.0		12		17	
Trolley	Trolley Speed (m/s) (m/min)	50Hz	0.35 (21)		0.35 (21)		
		60Hz	0.42 (25)		0.42 (25)		
	Trolley Motor	kW		0.3		0.3	
		Pole		8		8	
Rated Current (A)	200V 50Hz	3.6		3.6		3.6	
	200V 60Hz	3.0		3.0		3.0	
Wire Rope		Construction		6×37		6×37	
		Dia (mm)		8		10 12.5	
Approx. Dimensions (mm)	L	6000	12000	6000	12000	6000	12000
	H	750	750	930	930	1030	1030
	A	360	460	390	500	420	530
	B	390	510	440	570	470	620
	E	335	335	335	335	335	335
	F	370	370	410	410	430	430
	C	370	370	390	390	430	430
	Q	50	50	50	50	50	50
	W	180	282	180	282	180	282
	U	140	140	140	140	140	140
	N	φ100	φ100	φ100	φ100	φ100	φ100
	K ₁	60	120	60	130	70	150
	K ₂	50	110	50	100	50	100
	S	0	10	0	15	0	20
Approx. weight (kg)		170	200	250	290	320	370
Min. Radius		2mR	3mR	2mR	3mR	2mR	3mR
Standard I beam width (mm)		125		125		125	

※Dimensions E and Q vary with the rail width.

Specification

Rated Load		1t		2t		3t		
Model		SMT-1ALVN	SMT-1ALHVN	SMT-2ALVN	SMT-2ALHVN	SMT-3ALVN	SMT-3ALHVN	
Lifting Height (m)		7.8	12	6	9.8	7	11	
Hoist	Hoist Lifting Speed (m/s) (m/min)	0.013-0.12 (0.8-7.2)		0.013-0.12 (0.8-7.1)		0.013-0.12 (0.8-7.0)		
	Hoist Motor	kW		1.5		2.6		
		Pole		4		4		
Rated Current (A)		7.0		12		17		
Trolley	Trolley Speed (m/s) (m/min)	50Hz	0.35 (21)		0.35 (21)			
		60Hz	0.42 (25)		0.42 (25)			
	Trolley Motor	kW		0.3		0.3		
		Pole		8		8		
Rated Current (A)	200V 50Hz	3.6		3.6		3.6		
	200V 60Hz	3.0		3.0		3.0		
Wire Rope		Construction		6×W (19)		6×37		
		Dia (mm)		5		8 9		
Approx. Dimensions (mm)	L	7800	12000	6000	9800	7000	11000	
	H	450	450	550	550	650	650	
	A	500	610	560	670	600	720	
	B	470	580	510	630	550	670	
	E	335	335	335	335	335	335	
	Q	50	50	50	50	50	50	
	W	180	180	282	282	282	282	
	U	140	140	140	140	140	140	
	N	φ100	φ100	φ100	φ100	φ100	φ100	
	D	500	500	540	540	590	590	
	C	400	400	450	450	430	430	
	T	70	70	80	80	100	100	
	Approx. weight (kg)		210	240	320	370	400	480
	Min. Radius		2mR	2mR	3mR	3mR	3mR	3mR
Standard I beam width (mm)		125		125		125		

※Dimensions E and Q vary with the rail width.

Specification

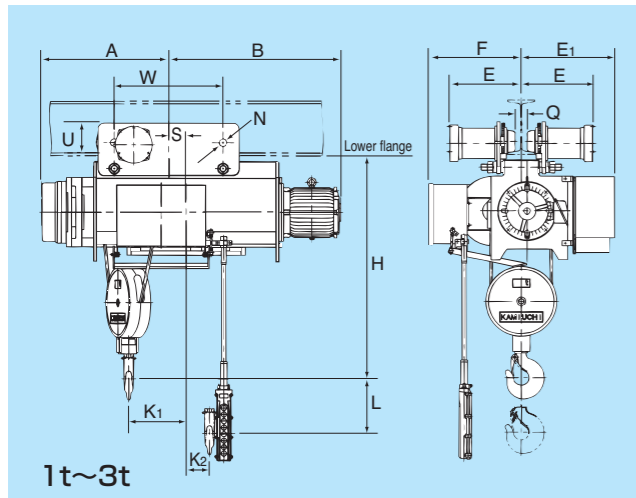
Rated Load		3t	
Model		SMT-3CDVN	SMT-3CDHVN
Lifting Height (m)		7	11
Hoist	Hoist Lifting Speed (m/s) (m/min)	0.013-0.12 (0.8-7.0)	
	Hoist Motor	kW	
		3.7	
Rated Current (A)		17	
Trolley	Trolley Speed (m/s) (m/min)	50Hz	0.35 (21)
		60Hz	0.42 (25)
	Trolley Motor	kW	
		0.4	
Rated Current (A)		2.35	
		2.05	
Wire Rope		Construction	
		6×37	
		Dia (mm)	
		9	
Approx. Dimensions (mm)	L	7000	11000
	H	450	450
	A	550	670
	B	600	720
	C	615	735
	Y	530	770
	R	700	950
	D	190	190
	E	880	880
	F	90	90
	J	195	195
	W	700	700
	T	440	440
	K	460	460
G	15	15	
N ₁	φ150	φ150	
N ₂	φ178	φ178	
M	45	45	
Approx. weight (kg)		470	540

Specification

Rated Load		1t		2t		3t	
Model		SH-1AV	SH-1AHV	SH-2AV	SH-2AHV	SH-3AV	SH-3AHV
Lifting Height (m)		6	12	6	12	6	12
Hoist	Hoist Lifting Speed (m/s) (m/min)	0.013-0.12 (0.8-7.2)		0.013-0.12 (0.8-7.1)		0.013-0.12 (0.8-7.0)	
	Hoist Motor	kW		1.5		2.6	
		Pole		4		4	
Rated Current (A)		7.0		12		17	
Trolley	Trolley Speed (m/s) (m/min)	50Hz	0.35 (21)		0.35 (21)		
		60Hz	0.42 (25)		0.42 (25)		
	Trolley Motor	kW		0.3		0.3	
		Pole		8		8	
Rated Current (A)	200V 50Hz	3.6		3.6		3.6	
	200V 60Hz	3.0		3.0		3.0	
Wire Rope		Construction		6×37		6×37	
		Dia (mm)		8		10 12.5	
Approx. Dimensions (mm)	L	6000	12000	6000	12000	6000	12000
	H	700	700	880	880	980	980
	A	360	460	390	500	420	530
	B	390	510	440	570	470	620
	E ₁	370	370	390	390	430	430
	F	370	370	410	410	430	430
	M	220	280	220	280	220	280
	φ	32	32	32	32	32	32
	N	166	166	166	166	166	166
	K ₁	60	120	60	130	70	150
	K ₂	50	110	50	100	50	100
	R	33	33	33	33	33	33
	S	0	10	0	15	0	20
	Approx. weight (kg)		130	150	210	250	280

Ordinary type

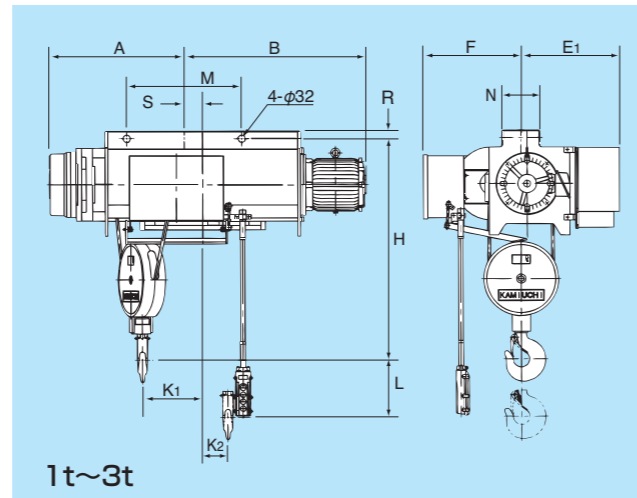
• Motor trolley hoist



1t~3t

Ordinary type

• Suspended hoist



1t~3t

Specification

Rated Load		1t	2t	3t
Model		SMT-1AHVN-18	SMT-2AHVN-18	SMT-3AHVN-18
Lifting Height (m)		18	18	18
Hoist	Hoist Lifting Speed (m/s) (m/min)	0.013-0.12 (0.8-7.2)	0.013-0.12 (0.8-7.1)	0.013-0.12 (0.8-7.0)
	Hoist Motor	kW: 1.5	2.6	3.7
	Pole	4		
Rated Current (A)		7.0	12	17
Trolley	Trolley Speed (m/s) (m/min)	50Hz: 0.35 (21) 60Hz: 0.42 (25)		
	Trolley Motor	kW: 2×0.3		
	Pole	8		
	Rated Current (A)	200V 50Hz: 2×3.6 200V 60Hz: 2×3.0		
Wire Rope		220V 60Hz: 2×3.0		
Falls		2		
Construction		6×37		
Dia (mm)		8	10	12.5
Approx. Dimensions (mm)	L	18000	18000	18000
	H	750	930	1030
	A	495	550	590
	B	675	740	800
	E	335	335	335
	E1	370	390	430
	F	370	410	430
	Q	50	50	50
	W	500	500	500
	U	140	140	140
	N	φ100	φ100	φ100
	K1	230	240	260
K2	95	100	105	
S	70	75	80	
Approx. weight (kg)		260	360	460
Min. Radius		7mR	7mR	7mR
Standard I beam width (mm)		125	125	125

※Dimensions E and Q vary with the rail width.

Specification

Rated Load		1t	2t	3t
Model		SH-1AHV-18	SH-2AHV-18	SH-3AHV-18
Lifting Height (m)		18	18	18
Hoist	Hoist Lifting Speed (m/s) (m/min)	0.013-0.12 (0.8-7.2)	0.013-0.12 (0.8-7.1)	0.013-0.12 (0.8-7.0)
	Hoist Motor	kW: 1.5	2.6	3.7
	Pole	4		
Rated Current (A)		7.0	12	17
Trolley	Trolley Speed (m/s) (m/min)	50Hz: 0.35 (21) 60Hz: 0.42 (25)		
	Trolley Motor	kW: 2×0.3		
	Pole	8		
	Rated Current (A)	200V 50Hz: 2×3.6 200V 60Hz: 2×3.0		
Wire Rope		220V 60Hz: 2×3.0		
Falls		2		
Construction		6×37		
Dia (mm)		8	10	12.5
Approx. Dimensions (mm)	L	18000	18000	18000
	H	700	880	980
	A	495	550	590
	B	675	740	800
	E1	370	390	430
	F	370	410	430
	M	500	500	500
	φ	32	32	32
	N	166	166	166
	K1	230	240	260
	K2	95	100	105
	R	33	33	33
S	70	75	80	
Approx. weight (kg)		175	275	375

KAMIUCHI HOST SERIES APPLICABLE FOR ALL APPLICATION

Kamiuchi prepare so many and abundant hoist series that each customer can select according to their application. Please make the best use of Kamiuchi hoists, being proud of the outstanding actual sales and reliability, for rationalization and energy saving of transportation works and improvement of operation efficiency.

R-TYPE HOIST series (500kg~30t)



Hoist of small and compact size but big capacity.

Ordinary type

- Motor trolley hoist
- Suspended hoist

Low headroom type

- Motor trolley hoist

Double rail type

- Motor trolley hoist

Inverter type

Creep speed

High lifting head type

K-TYPE HOIST series (500kg~60t)



Hoist of high reliability and complying with various needs.

Ordinary type

- Motor trolley hoist
- Suspended hoist

Double rail type

- Motor trolley hoist

High lifting head type

Inverter type

All chain driving type

Creep speed

Home Hoist

- Handy tool at home, shop or factory.
- Small and light Home Hoist is portable, yet it lifts max. 200kg.



Model	KL-1E	KLC-1E
Rated Load	200kg	
Hoist Lifting Speed	0.050 - 0.083m/s (3 - 5m/min)	0 - 0.083m/s (0 - 5m/min)
Control Voltage	50/60Hz 100V	
Hoist Motor	140W	
Net Weight	Approx. 7kg	
Lifting Height	3m · 6m	
Chain	Link chain (φ5)	
Control	Pendant control unit for floor-operation	

Air Hoist

- Installable anywhere if air feed piping is available.
- Weighing only 15.5kg.



Model	AH-1RN	AH-2RN
Rated Load	500kg	1000kg
Air Pressure	58.8Pa (6kg/cm ²)	
Lifting Height	3m	
Hose Aperture	12.7mm	
Hoist Lifting Speed (Rated load)	0.23m/s (14m/min)	0.12m/s (7m/min)
Air Consumption	1.3m ³ /min	
Net Weight	15.5kg	21.5kg